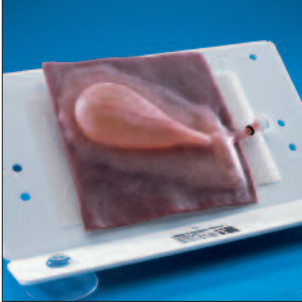


## Attaching to Variable Slope Jig

1



2



The Variable Slope Jig is part of the Soft Tissue Retaining Set. The Set is supplied with the MATT Trainer - Basic and MATT Trainer - Standard.

The Gall Bladder should be attached to the Variable Slope Jig for use.

The Jig can then be placed in the MATT Trainer for the correct laparoscopic training environment. (Surgical Dissection Pad shown).

# Gall Bladders User Guide



Designed and manufactured by Limbs & Things Ltd,  
Sussex Street, St. Philips, Bristol, BS2 0RA, UK.  
Telephone: +44 (0)117 311 0500 Fax: +44 (0)117 311 0501  
sales@limbsandthings.com www.limbsandthings.com

Issue 2, February 2006  
© 2006 Limbs & Things

# Gall Bladders

A series of four highly realistic models of increasing complexity for structured and staged training on gall bladder removal. Trainees will progress from the Surgical Dissection Pads (Part Nos: **50114/50118**) to this range of Gall Bladders.

## Skills

- Incision and dissection of the visceral peritoneal layer
- Division and mobilisation of vessels
- Ligation of cystic artery and cystic duct
- Removal of gall bladder
- Visualisation and recognition of anatomical landmarks and organ variations
- All the skills defined for the Surgical Dissection Pads, but in the context of performing them on an organ
- Cholangiogram catheter insertion and stone retrieval

## Features

- Highly realistic - the image through the laparoscope, and the tissue response to cutting and dissection is convincing. This provides trainees with precisely what they would experience in an operating theatre
- The variations available in the range of Gall Bladders provide increased levels of difficulty and the element of surprise to be introduced. This is almost impossible to achieve when using animal tissue
- When running a course, the used component can be removed and replaced with a new one in seconds
- All vessels and gall bladder are fluid filled
- Incorporates a luer lock to which the Mock Blood Giving Set (Part No: **60651**) may be attached to provide fluid flow for the cystic artery. Use Mock Blood - Arterial (Part No: **60653**)
- Use with Soft Tissue Retaining Set (Part No: **50151**), MATT Trainer - Basic (Part No: **50250**) and MATT Trainer - Standard (Part No: **50150**)

## Note

Not to be used with electrosurgery / diathermy equipment

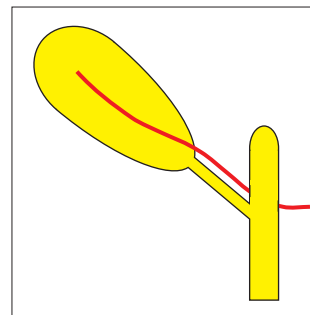
## Care of the product

- Store in the airtight bag provided
- Store away from excessive heat and direct sunlight

## Health & Safety

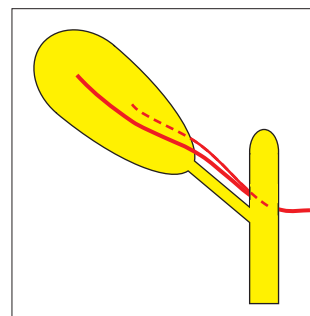
- Contains latex
- Wear surgical gloves when using the product
- Contains fluid which may cause irritation to the skin after prolonged contact. If this occurs, wash off with plenty of water
- Do not ingest the product and practice normal hygiene after handling the product

## Variations



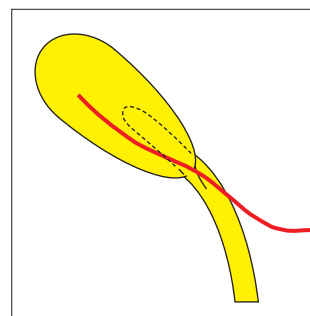
### Gall Bladder with Normal Anatomy

Part No: **50127**



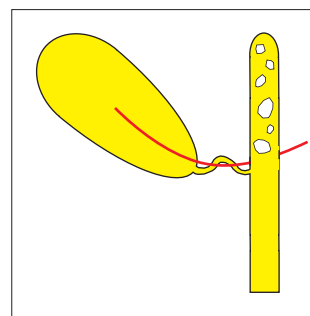
### Gall Bladder with Bifurcated Cystic Artery

Part No: **50128**



### Gall Bladder with Short Cystic Duct

Part No: **50129**



### Gall Bladder with Wide Common Bile Duct and Stones for Exploration

Part No: **50132**